


Edge lightbox LED Modules

Powered by Osram LED



Features >

- Powered by high output OSRAM LED Chips.
- Elliptical beam angle - 15x45 optic lens.
- Series connection max. up to 15 x "HL-OEL003" or 10 x "HL-OEL005 / HL-OEL006"
- CE & RoHS Certified.

5 Years Warranty

Application >

- Can be used with 8-30 cm depth single or double-sided light box.

Parameters >

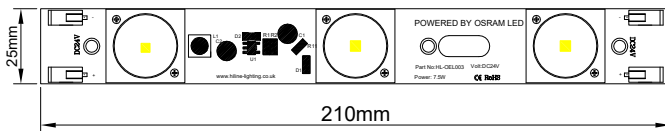
Items	Parameters	Parameters	Parameters
Part Number	HL-OEL003	HL-OEL005	HL-OEL006
CCT (K)	6500K	6500K	6500K
Beaming Angle (°)	15*45	15*45	15*45
CRI (Ra)	≥75	≥75	≥75
Luminous Flux (lm)	750	1350	1650
Voltage (V)	DC24V	DC24V	DC24V
Power (W)	7.5	12.5	15
LED Type	OSRAM LED	OSRAM LED	OSRAM LED
LED Qty(pcs)	3	5	6
Built-in pcb LED driver*	Constant Current	Constant Current	Constant Current
Dimension (mm)	210*25*15.6	350*25*15.6	420*25*15.6
Weight (g)	39	63	75
Working Tem. (°C)	-25 ~ +60	-25 ~ +60	-25 ~ +60
Storage Tem. (°C)	-25 ~ +70	-25 ~ +70	-25 ~ +70
Protection Grade	IP65	IP65	IP65

* External power source should be constant voltage 24V DC

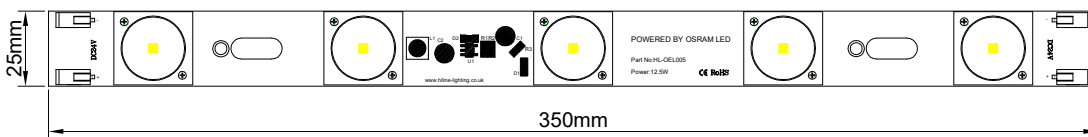
Dimension >

Unit:mm

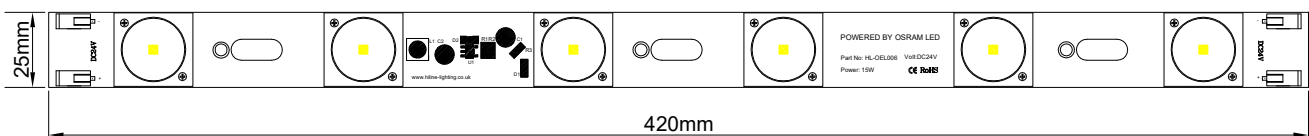
HL-OEL003



HL-OEL005




HL-OEL006




Accessories >



Fastener (Optional)

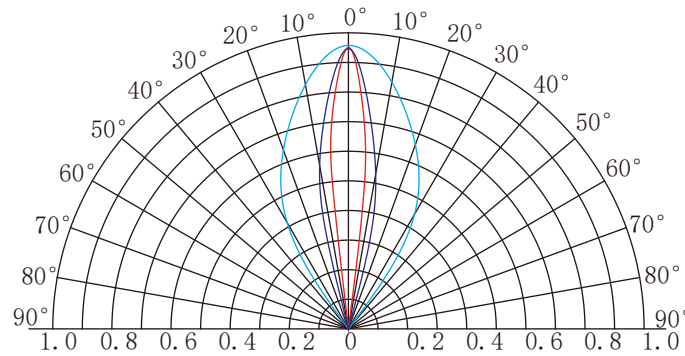


Wire with pin (Optional)



Pin for Seamless Connection (Optional)

Beam Angle >



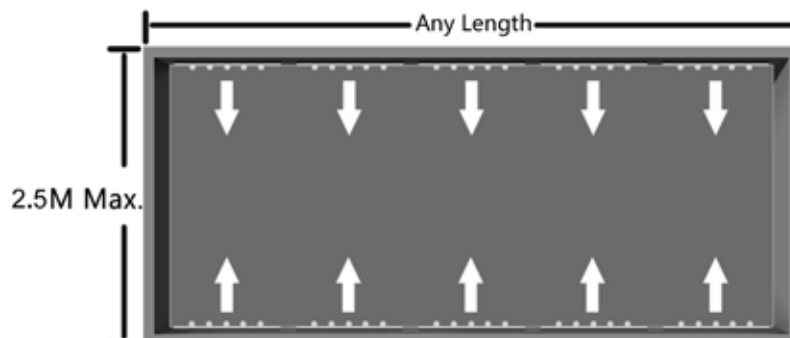
15*45°

Test Results >

Depth(mm)	Size(mm)	Layout	Illumination(lux)
120	2000*1200	2M lit from two sides	1300-1350
160	2000*1200	2M lit from two sides	1000-1100
180	2000*1200	2M lit from two sides	900-1000
200	2000*1200	2M lit from two sides	800-900

Remark:

- The transmittance of the advertising fabric was 32%.
- Above data is for reference only.

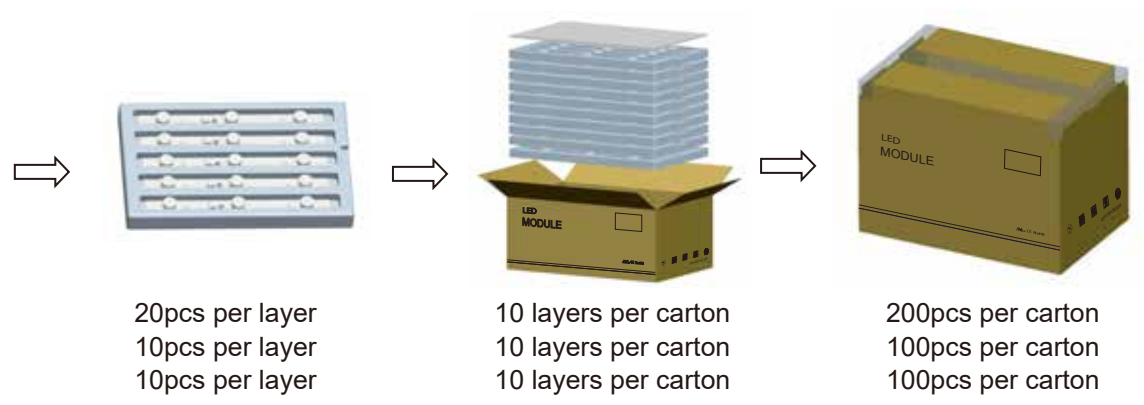


Max. Connection >

White & Red wire to positive
White & Black wire to negative



Packing >



HL-OEL003
HL-OEL005
HL-OEL006

20pcs per layer
10pcs per layer
10pcs per layer

10 layers per carton
10 layers per carton
10 layers per carton

200pcs per carton
100pcs per carton
100pcs per carton

Packing Specification >

- Packed in plastic tray.
- Packing information

Part Number	HL-OEL003	HL-OEL005	HL-OEL006
Carton dimension(mm)	455*333*270	539*242*270	539*242*270
Plates per carton	10	10	10
Quantity per carton(pcs)	200	100	100
Net Weight(kg)	8(1±10%)	6.3(1±10%)	7.45(1±10%)
Gross Weight(kg)	9.8(1±10%)	8.05(1±10%)	9.2(1±10%)

Instructions



- Turn the power off during installation.
- Use constant voltage 24V power supply with at least 20% higher wattage than the total power of modules.
- Modules are designed to operate with constant voltage LED driver 24V DC (switch mode power supply).
- The maximum series connection quantity for HL-OEL003 is 15 pcs and HL-OEL005 / HL-OEL006 is 10 pcs.
Do not exceed max. series connection limits!
- All 3 modules can be installed by screws, rivets as well as silicon gel (do not use Acidic or alkaline adhesive).
Optional mounting fasteners are also available.
- The high power LEDs generate heat, please install the products on the surface of any material with good heat dissipation properties such as metal or aluminium.
- For single side light box in order to get better results and even lighting distribution you can place the bars closer to the back side and use white reflective poly sheet or sheet with similar properties.

Warranty



- Warranty: 5 years
Products should be installed according to our installation instructions.
For more information contact us at support@hiline-lighting.co.uk